

PG - 6DI

-40°C +85°C



Capacitor Diameter (mm)	35	50	63	76	90
Max. Ripple Current (Amps)	20	20	40	40	72

Specifications

- **Voltage range :** 50 VDC to 550 VDC
- **Can size :** 35φ x 62mm to 90φ x 240mm
- **Operating Temperature range :** -40°C to +85°C
- **Capacitance :** 330 MFD to 470000 MFD
Tolerance ± 20%
- **Leakage current:** The max. leakage current (IL) is given by the formula:
 $IL = 0.003 CV$ (microamps)
 C = capacitance in microfarads
 V = DC rated voltage
 Pre-conditioning of the capacitors prior to testing for leakage current is essential.
- **Ripple Current:** All capacitors withstand rms ripple current at 100 Hz at 85°C. When capacitors operate at temperatures other than 85°C, the permissible rms ripple current at 85°C should be multiplied by the factors given below :

+40°C	+45°C	+50°C	+65°C
2.2	2.1	1.9	1.6

Where capacitors are required to operate at frequencies other than 100 Hz, the multiplying factors given below, may be used to determine the ripple current capacity, at that frequency.

Frequency Hz	100	120	250	500	1k to 10k	>10K
Multiplying Factor	1.0	1.02	1.05	1.20	1.32	1.35

Notes :

1. Can is negative, However, it is isolated with a PVC insulating sleeve and polypropylene end-disc.
2. The base stud is also negative and can be insulated with a nylon nut. Please see the page regarding mounting accessories for details.
3. Maximum ripple current for each capacitor diameter .

Application

Filter, energy storage, UPS, General Purpose Power Supplies.

Capacitor mounting

Capacitors are available in screw terminals in three mounting styles

- AEST** - Screw terminals with plain insulated base. *see page 9,10*
- AEST-D** - Screw terminals with stud mounting. *see page 9,10*
- AEST-AL** - Capacitor with aluminium bottom disc. *see page 11*

Capacitor Terminal Style


Capacitors are available in two different terminal style, round and across flat. Below table summarizes the available terminal styles in different capacitors diameter

Capacitors Diameter (mm)	35	50	63	76	90
Terminal Style - Round	○	○	○	○	○
Terminal Style - Across Flat		○	○	○	○

For details see pages 9, 10, 11

Marking on capacitors

Each capacitor will have the following information printed on it, sequentially:

- The Company's symbol  followed by the words ALCON ELECTRONICS
- The capacitor grade viz. PG-6DI
- The capacitance value __ MFD, rated voltage __ VDC
- The surge voltage
- Capacity tolerance
- Climatic category
- Part number on non-standard capacitors
- CE marking

Useful life

Useful life is a period of time which the capacitor takes to reach “end of life”.

For PG-6DI capacitors the useful life is estimated as 12000 hours at maximum rated temperature, ripple current and voltages.

End of the defined as follows :

1. Catastrophic failure : capacitor short or open circuit
2. Mechanical failure : operation of safety vent or sleeve damage
3. Parametric failure :
 - a. Capacitance change $\pm 30\%$
 - b. ESR exceed three times specified value
 - c. Leakage current exceed specified value

The useful life for a known ripple current load and ambient temperature (Ta) °C is determined on the basis of the “ Life graph” shown below.

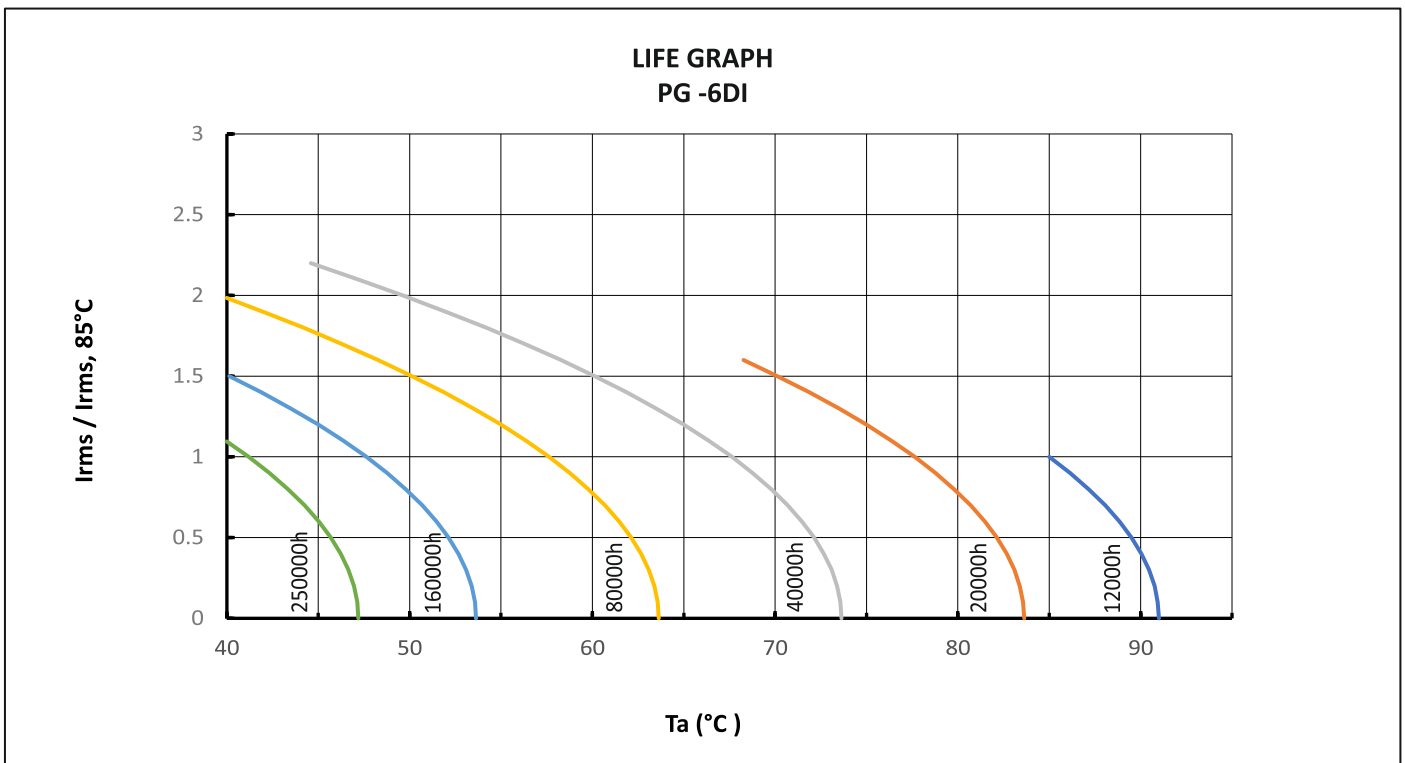
Manufacturing Date Code Chart

The manufacturing code shall consists of four digits (alphanumeric). The first two shall denote the date (numeric). The third stands for the month (alpha-numeric). The fourth stands for the year (alphabet)

First two spaces DATE	Third space MONTH	Fourth space YEAR
01	1 = JANUARY	A = 2012
02	2 = FEBRUARY	B = 2013
03	3 = MARCH	C = 2014
.	4 = APRIL	D = 2015
.	5 = MAY	E = 2016
.	6 = JUNE	F = 2017
10	7 = JULY	G = 2018
11	8 = AUGUST	H = 2019
.	9 = SEPTEMBER	J = 2020
.	X = OCTOBER	K = 2021
.	Y = NOVEMBER	L = 2022
31	Z = DECEMBER	M = 2023

For example :

1. Manufacturing code 023A will mean 2nd March, 2012
2. Manufacturing code 10XA will mean 10th October, 2012



Standard Capacitor Values

Rated Voltage (VDC)	Surge Voltage (VDC)	Capacitance Nominal (MFD)	MAX ESR at 100 Hz, 25°C (miliohm)	Ripple Current (Irms) at 100 Hz, 85°C (Amps)	Can size Nominal D x L mm	Case code	Ordering code
50	60	4700	70.8	4.29	35x62	025	SA047000050AA025___M01
		5600	61.6	4.60	35x62	025	SA056000050AA025___M01
		6800	59.6	4.68	35x62	025	SA068000050AA025___M01
		10000	44.6	6.05	35x80	012	SA100000050AA012___M01
		10000	46.1	7.26	50x80	020	SA100000050AA020___M01
		15000	22.2	9.70	35x105	013	SA150000050AA013___M01
		22000	17.9	11.66	50x80	020	SA220000050AA020___M01
		27000	14.1	13.11	50x80	020	SA270000050AA020___M01
		33000	11.7	16.24	50x105	022	SA330000050AA022___M01
		47000	10.3	19.67	63x105	026	SA470000050AA026___M01
		68000	10.8	21.45	76x105	028	SA680000050AA028___M01
		82000	10.9	22.55	76x120	041	SA820000050AA041___M01
		100000	9.7	23.96	76x120	041	SA1000H0050AA041___M01
		150000	8.9	27.12	76x146	081	SA1500H0050AA081___M01
		180000	8.0	27.50	90x105	093	SA1800H0050AA093___M01
		220000	6.6	32.00	90X120	097	SA2200H0050AA097___M01
		270000	6.5	35.00	90X146	095	SA2700H0050AA095___M01
330000	5.7	42.50	76x240	091	SA3300H0050AA091___M01		
390000	4.9	48.50	90x220	094	SA3900H0050AA094___M01		
470000	4.1	55.00	90x240	098	SA4700H0050AA098___M01		
63	75	4700	55.6	4.84	35x62	025	SA047000063AA025___M01
		5600	43.1	5.50	35x62	025	SA056000063AA025___M01
		6800	37.5	6.60	35x80	012	SA068000063AA012___M01
		10000	27.5	7.70	35x80	012	SA100000063AA012___M01
		10000	24.6	9.94	50x80	020	SA100000063AA020___M01
		15000	21.6	10.60	50x80	020	SA150000063AA020___M01
		22000	17.6	13.26	50x105	022	SA220000063AA022___M01
		27000	15.1	14.30	50x105	022	SA270000063AA022___M01
		33000	14.7	16.50	63x105	026	SA330000063AA026___M01
		47000	12.6	19.81	76x105	028	SA470000063AA028___M01
		68000	11.2	22.31	76x120	041	SA680000063AA041___M01
		82000	10.4	23.10	76x120	041	SA820000063AA041___M01
		82000	10.4	24.10	90X105	093	SA820000063AA093___M01
		100000	9.6	26.05	76x146	081	SA1000H0063AA081___M01
		150000	8.2	28.60	90X120	097	SA1500H0063AA097___M01
		180000	7.8	35.00	76x220	092	SA1800H0063AA092___M01
		180000	7.7	32.00	90X146	095	SA1800H0063AA095___M01
220000	7.0	38.50	76x240	091	SA2200H0063AA091___M01		
270000	6.7	41.50	90x220	094	SA2700H0063AA094___M01		
330000	6.3	44.50	90x240	098	SA3300H0063AA098___M01		

Custom designed capacitors available

Standard Capacitor Values

Rated Voltage (VDC)	Surge Voltage (VDC)	Capacitance Nominal (MFD)	MAX ESR at 100 Hz, 25°C (miliohm)	Ripple Current (Irms) at 100 Hz, 85°C (Amps)	Can size Nominal D x L mm	Case code	Ordering code
75	90	4700	40.7	6.34	35x80	012	SA047000075AA012_ _ _ _M01
		5600	33.3	7.00	35x80	012	SA056000075AA012_ _ _ _M01
		6800	25.4	9.09	35x105	013	SA068000075AA013_ _ _ _M01
		10000	20.9	10.79	50x80	020	SA100000075AA020_ _ _ _M01
		10000	20.7	12.20	50x105	022	SA100000075AA022_ _ _ _M01
		15000	17.6	13.26	50x105	022	SA150000075AA022_ _ _ _M01
		22000	14.8	16.46	63x105	026	SA220000075AA026_ _ _ _M01
		27000	13.8	17.05	63x105	026	SA270000075AA026_ _ _ _M01
		33000	12.6	19.80	76x105	028	SA330000075AA028_ _ _ _M01
		47000	11.9	21.60	76x120	041	SA470000075AA041_ _ _ _M01
		68000	10.5	25.00	76x146	081	SA680000075AA081_ _ _ _M01
		68000	10.5	24.00	90X105	093	SA680000075AA093_ _ _ _M01
		82000	9.2	27.00	90X120	097	SA820000075AA097_ _ _ _M01
		100000	8.8	33.00	76x220	092	SA1000H0075AA092_ _ _ _M01
		120000	8.5	30.50	90X146	095	SA1200H0075AA095_ _ _ _M01
		150000	8.2	35.60	76x240	091	SA1500H0075AA091_ _ _ _M01
180000	7.3	39.50	90x220	094	SA1800H0075AA094_ _ _ _M01		
220000	6.2	44.60	90x240	098	SA2200H0075AA098_ _ _ _M01		
100	115	2200	87.9	3.85	35x62	025	SA022000100AA025_ _ _ _M01
		2700	77.2	4.60	35x80	012	SA027000100AA012_ _ _ _M01
		3300	65.3	5.00	35x80	012	SA033000100AA012_ _ _ _M01
		4700	34.0	6.93	35x80	012	SA047000100AA012_ _ _ _M01
		5600	30.0	9.00	50x80	020	SA056000100AA020_ _ _ _M01
		6800	24.6	9.94	50x80	020	SA068000100AA020_ _ _ _M01
		10000	17.6	13.26	50x105	022	SA100000100AA022_ _ _ _M01
		15000	14.8	16.45	63x105	026	SA150000100AA026_ _ _ _M01
		22000	11.1	21.09	76x105	028	SA220000100AA028_ _ _ _M01
		27000	10.2	22.00	76x105	028	SA270000100AA028_ _ _ _M01
		33000	8.9	24.94	76x120	041	SA330000100AA041_ _ _ _M01
		33000	8.3	27.00	90X105	093	SA330000100AA093_ _ _ _M01
		47000	8.2	28.31	76x146	081	SA470000100AA081_ _ _ _M01
		47000	7.5	30.00	90X120	097	SA470000100AA097_ _ _ _M01
		56000	7.3	33.00	90X146	095	SA560000100AA095_ _ _ _M01
		68000	7.1	36.70	76x220	092	SA680000100AA092_ _ _ _M01
82000	6.8	39.00	76x240	091	SA820000100AA091_ _ _ _M01		
100000	6.5	42.00	90x220	094	SA1000H0100AA094_ _ _ _M01		
120000	5.4	48.00	90x240	098	SA1200H0100AA098_ _ _ _M01		

Custom designed capacitors available

Standard Capacitor Values

Rated Voltage (VDC)	Surge Voltage (VDC)	Capacitance Nominal (MFD)	MAX ESR at 100 Hz, 25°C (miliohm)	Ripple Current (Irms) at 100 Hz, 85°C (Amps)	Can size Nominal D x L mm	Case code	Ordering code
150	172	1000	205.7	3.19	35x105	013	SA010000150AA013_ _ _ _ M01
		2000	66.5	6.05	50x80	020	SA020000150AA020_ _ _ _ M01
		2200	63.4	6.19	50x80	020	SA022000150AA020_ _ _ _ M01
		2500	59.3	7.22	50x105	022	SA025000150AA022_ _ _ _ M01
		3300	49.5	8.99	63x105	026	SA033000150AA026_ _ _ _ M01
		4700	36.5	9.2	50x105	022	SA047000150AA022_ _ _ _ M01
		4700	36.2	10.52	63x105	026	SA047000150AA026_ _ _ _ M01
		5600	33.1	11.00	63x105	026	SA056000150AA026_ _ _ _ M01
		6800	27.3	12.10	63x105	026	SA068000150AA026_ _ _ _ M01
		10000	19.6	14.3	63x105	026	SA100000150AA026_ _ _ _ M01
		10000	19.6	16.50	63x146	035	SA100000150AA035_ _ _ _ M01
		12000	15.8	20.34	76x146	081	SA120000150AA081_ _ _ _ M01
		15000	14.1	19.4	63x145	035	SA150000150AA035_ _ _ _ M01
		15000	14.1	21.54	76x146	081	SA150000150AA081_ _ _ _ M01
		22000	13.6	26.50	76x220	092	SA220000150AA092_ _ _ _ M01
		22000	13.6	21.10	90X105	093	SA220000150AA093_ _ _ _ M01
		27000	11.9	28.40	76x220	092	SA270000150AA092_ _ _ _ M01
		27000	11.9	23.80	90X120	097	SA270000150AA097_ _ _ _ M01
		33000	9.4	32.00	76x220	092	SA330000150AA092_ _ _ _ M01
		33000	9.4	29.00	90X146	095	SA330000150AA095_ _ _ _ M01
39000	8.7	34.50	76x240	091	SA390000150AA091_ _ _ _ M01		
47000	7.7	38.50	90x220	094	SA470000150AA094_ _ _ _ M01		
56000	7.3	41.20	90x240	098	SA270000150AA098_ _ _ _ M01		
200	230	1000	150.0	3.30	35x80	012	SA010000200AA012_ _ _ _ M01
		1500	141.2	3.85	35x105	013	SA015000200AA013_ _ _ _ M01
		2200	85.8	6.00	50x105	022	SA022000200AA022_ _ _ _ M01
		3300	62.5	8.00	63x105	026	SA033000200AA026_ _ _ _ M01
		4700	45.9	8.2	50x105	022	SA047000200AA022_ _ _ _ M01
		4700	45.0	10.00	63x120	039	SA047000200AA039_ _ _ _ M01
		5600	28.1	12.65	63x120	039	SA056000200AA039_ _ _ _ M01
		6800	23.7	13.0	63x105	026	SA068000200AA026_ _ _ _ M01
		6800	23.1	15.51	76x120	041	SA068000200AA041_ _ _ _ M01
		8200	21.6	16.04	76x120	041	SA082000200AA041_ _ _ _ M01
		10000	18.4	16.4	76x105	028	SA100000200AA028_ _ _ _ M01
		10000	18.1	19.00	76x146	081	SA100000200AA081_ _ _ _ M01
		10000	18.1	18.25	90X105	093	SA100000200AA093_ _ _ _ M01
		12000	16.4	20.00	76x146	081	SA120000200AA081_ _ _ _ M01
		15000	14.7	25.51	76x220	092	SA150000200AA092_ _ _ _ M01
		15000	14.7	21.40	90X120	097	SA150000200AA097_ _ _ _ M01
		22000	11.8	28.50	76x220	092	SA220000200AA092_ _ _ _ M01
		22000	11.8	25.90	90X146	095	SA220000200AA095_ _ _ _ M01
		27000	10.3	31.70	76x240	091	SA270000200AA091_ _ _ _ M01
		33000	9.6	34.50	90x220	094	SA330000200AA094_ _ _ _ M01
39000	8.4	38.50	90x240	098	SA390000200AA098_ _ _ _ M01		

Custom designed capacitors available

Standard Capacitor Values

Rated Voltage (VDC)	Surge Voltage (VDC)	Capacitance Nominal (MFD)	MAX ESR at 100 Hz, 25°C (miliohm)	Ripple Current (I _{rms}) at 100 Hz, 85°C (Amps)	Can size Nominal D x L mm	Case code	Ordering code
250	288	470	280.2	2.16	35x62	025	SA004700250AA025___M01
		680	184.7	3.37	35x105	013	SA006800250AA013___M01
		1000	119.6	4.51	50x80	020	SA010000250AA020___M01
		2000	62.3	7.04	50x105	022	SA020000250AA022___M01
		2200	55.7	7.45	50x105	022	SA022000250AA022___M01
		2500	45.1	9.42	63x105	026	SA025000250AA026___M01
		3300	43.6	9.58	63x105	026	SA033000250AA026___M01
		4700	37.3	10.4	63x105	026	SA047000250AA026___M01
		4700	37.2	11.00	63x120	039	SA047000250AA039___M01
		5600	28.1	12.65	63x120	039	SA056000250AA039___M01
		6800	17.8	16.7	76x105	028	SA068000250AA028___M01
		6800	17.8	19.16	76x146	081	SA068000250AA081___M01
		8200	16.7	19.80	76x146	081	SA082000250AA081___M01
		8200	15.1	20.00	90X105	093	SA082000250AA093___M01
		10000	14.2	18.7	76x105	028	SA100000250AA028___M01
		10000	14.1	21.54	76x146	081	SA100000250AA081___M01
		10000	14.1	21.85	90X120	097	SA100000250AA097___M01
		315	362	2200	55.8	8.5	63x105
3300	59.3			9.7	76x120	041	SA033000315AA041___M01
4700	37.9			12.1	76x120	041	SA047000315AA041___M01
5600	36.9			13.3	76x146	081	SA056000315AA081___M01
6800	22.8			16.9	76x146	081	SA068000315AA081___M01
6800	22.7			16.3	90X105	093	SA068000315AA093___M01
8200	22.8			20.5	76x220	092	SA082000315AA092___M01
8200	22.8			17.2	90X120	097	SA082000315AA097___M01
10000	16.3			24.2	76x220	092	SA100000315AA092___M01
12000	13.3			26.8	76x220	092	SA120000315AA092___M01
12000	13.3			24.4	90X146	095	SA120000315AA095___M01
15000	12.2			29.1	76x240	091	SA150000315AA091___M01
		15000	12.2	30.7	90x220	094	SA150000315AA094___M01

Custom designed capacitors available

Standard Capacitor Values

Rated Voltage (VDC)	Surge Voltage (VDC)	Capacitance Nominal (MFD)	MAX ESR at 100 Hz, 25°C (miliohm)	Ripple Current (Irms) at 100 Hz, 85°C (Amps)	Can size Nominal D x L mm	Case code	Ordering code		
350	385	330	386.0	2.06	35x80	012	SA003300350AA012___M01		
		1000	116.5	5.15	50x105	022	SA010000350AA022___M01		
		1500	94.6	6.50	63x105	026	SA015000350AA026___M01		
		2200	51.4	7.8	50x105	022	SA022000350AA022___M01		
		2200	51.2	9.37	63x120	039	SA022000350AA039___M01		
		3300	37.7	10.3	63x105	026	SA033000350AA026___M01		
		3300	37.9	10.89	63x120	039	SA033000350AA039___M01		
		3300	42.4	11.44	76x120	041	SA033000350AA041___M01		
		4700	33.6	12.2	76x105	028	SA047000350AA028___M01		
		4700	33.6	13.95	76x146	081	SA047000350AA081___M01		
		5600	25.7	15.95	76x146	081	SA056000350AA081___M01		
		6800	22.0	15.9	76x120	041	SA068000350AA041___M01		
		6800	22.0	17.25	76x146	081	SA068000350AA081___M01		
		8200	20.7	21.50	76x220	092	SA082000350AA092___M01		
		8200	20.8	18.00	90X120	097	SA082000350AA097___M01		
		10000	15.0	20.9	76x146	081	SA100000350AA081___M01		
		10000	15.0	25.30	76x220	092	SA100000350AA092___M01		
		12000	12.7	28.50	76x240	091	SA120000350AA091___M01		
		12000	12.7	25.00	90X146	095	SA120000350AA095___M01		
		15000	11.2	32.00	90x220	094	SA150000350AA094___M01		
		400	440	680	203.8	3.46	50x80	020	SA006800400AA020___M01
				1000	107.6	5.36	50x105	022	SA010000400AA022___M01
				1000	107.5	6.10	63x105	026	SA010000400AA026___M01
				1500	100.3	6.32	63x105	026	SA015000400AA026___M01
				2200	62.5	8.49	63x120	039	SA022000400AA039___M01
3300	51.5			10.39	76x120	041	SA033000400AA041___M01		
4700	40.3			12.74	76x146	081	SA047000400AA081___M01		
5600	36.6			13.37	76x146	081	SA056000400AA081___M01		
6800	38.2			15.84	76x220	092	SA068000400AA092___M01		
6800	38.2			12.58	90X105	093	SA068000400AA093___M01		
8200	31.9			17.33	76x220	092	SA082000400AA092___M01		
8200	31.8			14.55	90X120	097	SA082000400AA097___M01		
10000	26.5			17.30	90X146	095	SA100000350AA095___M01		
12000	22.4			22.60	90x220	094	SA120000350AA094___M01		
12000	22.4			21.50	76x240	091	SA120000350AA091___M01		
		15000	20.2	23.85	90x220	094	SA150000400AA094___M01		

Custom designed capacitors available

Standard Capacitor Values

Rated Voltage (VDC)	Surge Voltage (VDC)	Capacitance Nominal (MFD)	MAX ESR at 100 Hz, 25°C (miliohm)	Ripple Current (Irms) at 100 Hz, 85°C (Amps)	Can size Nominal D x L mm	Case code	Ordering code
450	495	470	279.9	2.95	50x80	020	SA004700450AA020___M01
		680	121.9	5.03	50x105	022	SA006800450AA022___M01
		1000	107.6	6.10	63x105	026	SA010000450AA026___M01
		1500	96.6	6.82	63x120	039	SA015000450AA039___M01
		2200	72.8	7.4	63x105	026	SA022000450AA026___M01
		2200	72.7	7.87	63x120	039	SA022000450AA039___M01
		3300	52.2	9.8	76x105	028	SA033000450AA028___M01
		3300	52.1	11.20	76x146	081	SA033000450AA081___M01
		4700	33.8	13.92	76x146	081	SA047000450AA081___M01
		4700	33.8	13.36	90X105	093	SA047000450AA093___M01
		5600	28.6	15.35	90X120	097	SA056000450AA097___M01
		6800	25.1	16.50	90X146	095	SA068000450AA095___M01
		8200	20.2	21.78	76x220	092	SA082000450AA092___M01
		8200	20.2	19.80	90X146	095	SA082000450AA095___M01
		10000	18.5	23.65	76x240	091	SA100000450AA091___M01
500	550	820	154.0	4.95	50x105	022	SA008200500AA022___M01
		1000	138.2	5.23	50x105	022	SA010000500AA022___M01
		1500	99.3	7.02	63x105	026	SA015000500AA026___M01
		2200	67.9	9.0	63x120	039	SA022000500AA039___M01
		2200	68.0	9.44	76x105	028	SA022000500AA028___M01
		3300	54.8	10.9	63x146	035	SA033000500AA035___M01
		3300	54.6	12.10	76x146	081	SA033000500AA081___M01
		4700	41.4	13.9	76x146	081	SA047000500AA081___M01
		4700	41.7	13.30	90X105	093	SA047000500AA093___M01
		5600	39.7	14.40	90X120	097	SA056000500AA097___M01
		6800	33.5	17.00	90X146	095	SA068000500AA095___M01
		8200	27.1	21.60	76x240	091	SA082000500AA091___M01
		8200	27.1	22.75	90x220	094	SA082000500AA094___M01
		10000	21.7	22.9	90x175	096	SA100000500AA096___M01
		10000	21.7	25.40	90x220	094	SA100000500AA094___M01

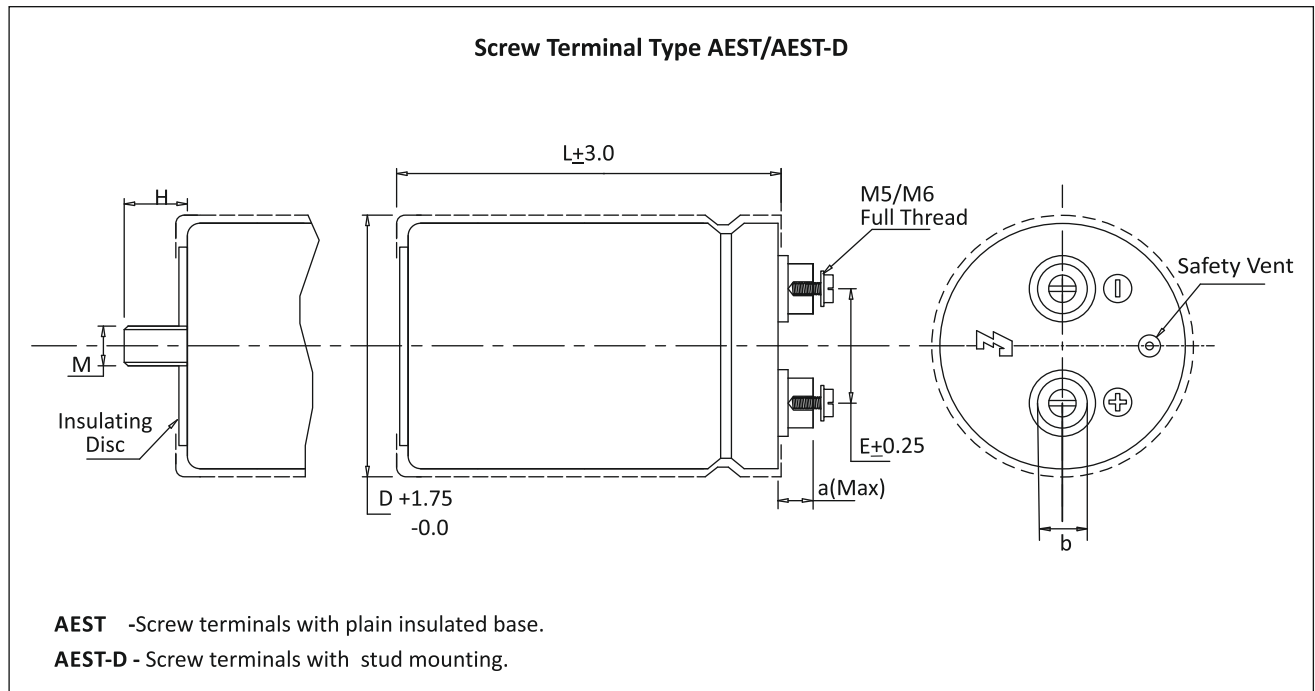
Custom designed capacitors available

Standard Capacitor Values

Rated Voltage (VDC)	Surge Voltage (VDC)	Capacitance Nominal (MFD)	MAX ESR at 100 Hz, 25°C (miliohm)	Ripple Current (I _{rms}) at 100 Hz, 85°C (Amps)	Can size Nominal D x L mm	Case code	Ordering code
550	600	560	223.4	3.30	50x80	020	SA005600550AA020____M01
		680	213.8	3.80	50x105	022	SA006800550AA022____M01
		820	167.0	4.30	50x105	022	SA008200550AA022____M01
		1000	152.5	4.50	50x105	022	SA010000550AA022____M01
		1000	152.6	5.12	63x105	026	SA010000550AA026____M01
		1200	132.2	5.50	63x105	026	SA012000550AA026____M01
		1500	113.4	6.30	63x120	026	SA015000550AA026____M01
		1800	110.6	6.94	63x146	035	SA018000550AA035____M01
		1800	110.5	6.70	76x105	028	SA018000550AA028____M01
		2200	83.6	7.98	63x146	035	SA022000550AA035____M01
		2200	83.6	8.15	76x120	041	SA022000550AA041____M01
		2200	83.6	8.50	90X105	093	SA022000550AA093____M01
		2700	80.8	9.00	76x146	081	SA027000550AA081____M01
		3300	59.4	10.50	76x146	081	SA033000550AA081____M01
		4700	52.5	13.50	76x220	092	SA047000550AA092____M01
		5600	600	5600	50.6	14.30	76x240
5600	50.7			12.50	90X146	095	SA056000550AA095____M01
8200	44.8			16.00	90x220	094	SA082000550AA094____M01
10000	38.3			18.00	90x240	098	SA100000550AA098____M01

Custom designed capacitors available

Terminal Style And Dimension With Round Insert

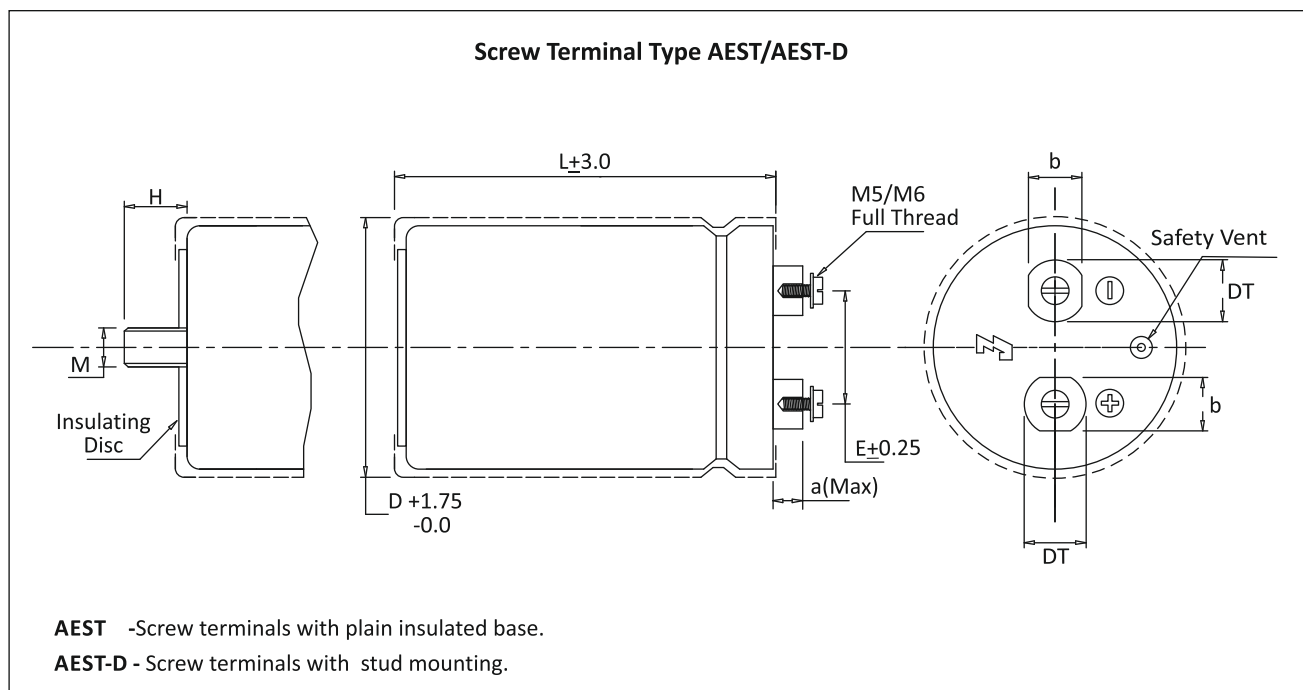


Dimension in mm.

Terminal	D	E	L	a (Max)	b±0.1	M	H±1.0
M5	35	12.6	62	7.8	9.5	—	—
M5	35	12.6	80	7.8	9.5	—	—
M5	35	12.6	105	7.8	9.5	---	---
M5	50	22.1	80	7.8	9.5	M 12	17.0
M5	50	22.1	105	7.8	9.5	M 12	17.0
M5	50	22.1	120	7.8	9.5	M 12	17.0
M5	63	28.5	105	7.8	12.0	M 12	17.0
M5	63	28.5	120	7.8	12.0	M 12	17.0
M5	63	28.5	146	7.8	12.0	M 12	17.0
M5	76	31.6	105	7.8	12.0	M 12	17.0
M5	76	31.6	120	7.8	12.0	M 12	17.0
M5	76	31.6	146	7.8	12.0	M 12	17.0
M5	76	31.6	175	7.8	12.0	M 12	17.0
M5	76	31.6	220	7.8	12.0	M 12	17.0
M5	76	31.6	240	7.8	12.0	M 12	17.0
M6	76	31.6	105	5.3*	16.0	M 12	17.0
M6	76	31.6	120	5.3*	16.0	M 12	17.0
M6	76	31.6	146	5.3*	16.0	M 12	17.0
M6	76	31.6	175	5.3*	16.0	M 12	17.0
M6	76	31.6	220	5.3*	16.0	M 12	17.0
M6	76	31.6	240	5.3*	16.0	M 12	17.0
M6	90	32	105	5.3*	16.0	M 12	17.0
M6	90	32	146	5.3*	16.0	M 12	17.0
M6	90	32	175	5.3*	16.0	M 12	17.0
M6	90	32	220	5.3*	16.0	M 12	17.0
M6	90	32	240	5.3*	16.0	M 12	17.0

* Low Post Design

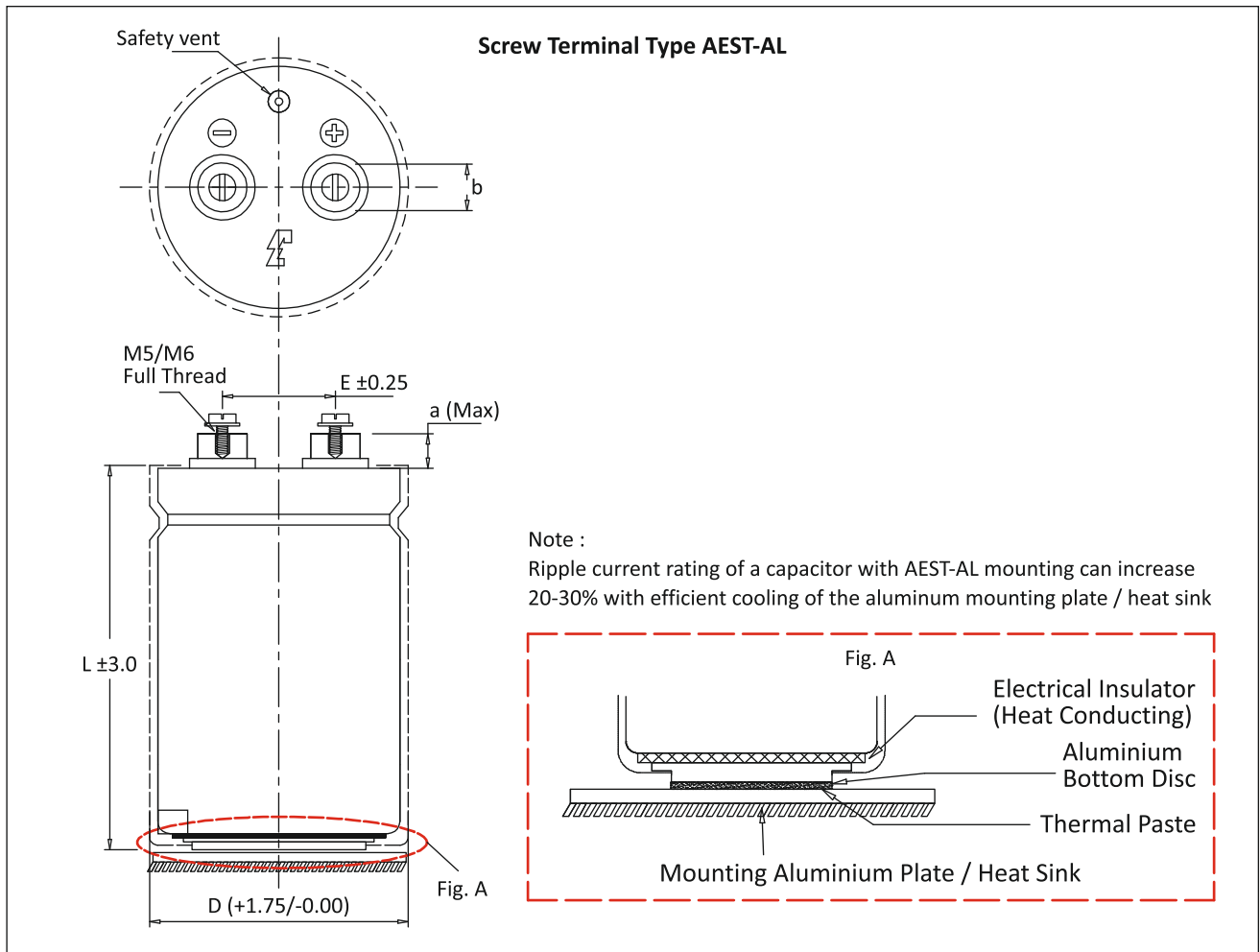
Terminal Style And Dimension With Across Flat Insert



Dimension in mm.

Terminal	D	E	L	a (Max)	b	DT	M	H±1.0
M5	50	22.1	80	5.5	10	13	12	17
M5	50	22.1	105	5.5	10	13	12	17
M5	50	22.1	120	5.5	10	13	12	17
M6	63	28.5	105	6.5	13	15	12	17
M6	63	28.5	120	6.5	13	15	12	17
M6	63	28.5	146	6.5	13	15	12	17
M6	76	31.6	105	6.5	13	15	12	17
M6	76	31.6	120	6.5	13	15	12	17
M6	76	31.6	146	6.5	13	15	12	17
M6	76	31.6	175	6.5	13	15	12	17
M6	76	31.6	220	6.5	13	15	12	17
M6	76	31.6	240	6.5	13	15	12	17
M6	90	32	105	6.5	13	15	12	17
M6	90	32	120	6.5	13	15	12	17
M6	90	32	146	6.5	13	15	12	17
M6	90	32	175	6.5	13	15	12	17
M6	90	32	220	6.5	13	15	12	17
M6	90	32	240	6.5	13	15	12	17
M6	100	32	105	6.5	13	15	12	17
M6	100	32	120	6.5	13	15	12	17
M6	100	32	146	6.5	13	15	12	17
M6	100	32	175	6.5	13	15	12	17
M6	100	32	220	6.5	13	15	12	17
M6	100	32	240	6.5	13	15	12	17
M6	120	41.50	105	6.5	13	15	12	17
M6	120	41.50	120	6.5	13	15	12	17
M6	120	41.50	146	6.5	13	15	12	17
M6	120	41.50	175	6.5	13	15	12	17
M6	120	41.50	220	6.5	13	15	12	17
M6	120	41.50	240	6.5	13	15	12	17

Terminal Style And Dimension



Dimension in mm.

Terminal	D	E	L	a (Max)	b±0.1
M5	63	28.5	105	7.8	12
M5	63	28.5	120	7.8	12
M5	63	28.5	146	7.8	12
M5	76	31.6	105	7.8	12
M5	76	31.6	120	7.8	12
M5	76	31.6	146	7.8	12
M5	76	31.6	175	7.8	12
M5	76	31.6	220	7.8	12
M5	76	31.6	240	7.8	12
M6	76	31.6	105	5.3 *	16
M6	76	31.6	120	5.3 *	16
M6	76	31.6	146	5.3 *	16
M6	76	31.6	175	5.3 *	16
M6	76	31.6	220	5.3 *	16
M6	76	31.6	240	5.3 *	16
M6	90	32	105	5.3 *	16
M6	90	32	146	5.3 *	16
M6	90	32	175	5.3 *	16
M6	90	32	220	5.3 *	16
M6	90	32	240	5.3 *	16

* Low Post Design

Mounting Accessories

Insulating Nylon Nut and Washers for Cans with Bottom Stud

Type : AL-01

Type : AL-02

Type : AL-03

Type : AL-04

Type : AL-05

Vertical Mounting Clamps

CAN	A	B	C	D	E
35	63	15	54	20	10

CAN DIA	A	B	C	D
50	76	33	30	40
63	89	39.5	30	46.5
76	102	46	30	53
90	116	53	30	60

Dimension in mm.

Catalogue No. AEPL PG-6DI-JULY-2020 (Rev 02)

The specification shown herein (page 1 to 13) pertain to the current manufacturing range of the Company. The Company reserves the right to change and /or modify any part of or whole of the specifications as a result of research and development and as may be necessary, without prior notice.