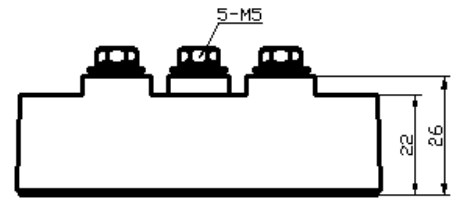



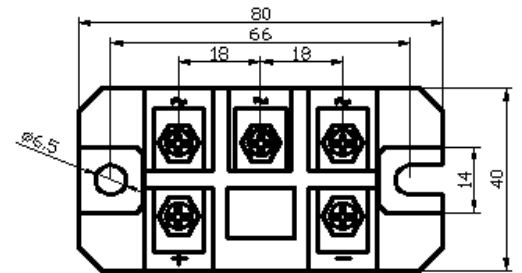
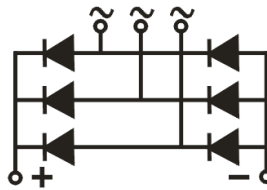
Feature

- International standard package
- Low forward voltage drop
- Isolation voltage 2500V ~



Application

- DC power suppliers for apparatus device.
Input rectifying power supply for PWM convertors
- Inverter welders



Maximum value

Symbol	Parameter	Rating		Unit
		B6U100A12	B6U100A16	
V_{RRM}	Peak reverse repetitive voltage	1200	1600	V
V_{RSM}	Peak reverse non-repetitive voltage	1300	1700	V

Symbol	Parameter	Test condition	Rating	Unit
I_o	Output DC current	Three-phase whole wave rectifying circuit $T_c:100^\circ\text{C}$	100	A
I_{FSM}	Forward surge current	$t=10\text{ms}, 50\text{HZ}, \sin, T_{jm}$	1200	A
I^2t	I^2t value	$V_R = 0.6V_{RRM}, T_{jm}$	7200	A^2S
V_{ISO}	Isolation voltage	AC one min	2500	V
T_j	Operating junction temperature		150	$^\circ\text{C}$
T_{jm}	Rated junction temperature		150	$^\circ\text{C}$
T_{stg}	Storage temperature		-40 to +125	$^\circ\text{C}$
Md	Mounting torque (copper plate) M6		4	N·m
	Mounting torque (connection terminal) M5		4	N·m
W_t	weight		195	g

■ Electrical characteristic

Symbol	Parameter	Test condition	Rating	Unit
I_{RRM}	Peak reverse repetitive current	Single-side heat dissipation, $V_R=V_{RRM}$, sine half wave, $T_j=150^\circ\text{C}$	8	mA
V_{FM}	Peak forward voltage	$I_{FM}=100\text{A}$, $T_j=25^\circ\text{C}$	1.3	V
$R_{th(j-c)}$	Thermal impedance (junction-case)	Single-side heat dissipation, sine half wave	0.2	$^\circ\text{C}/\text{W}$

